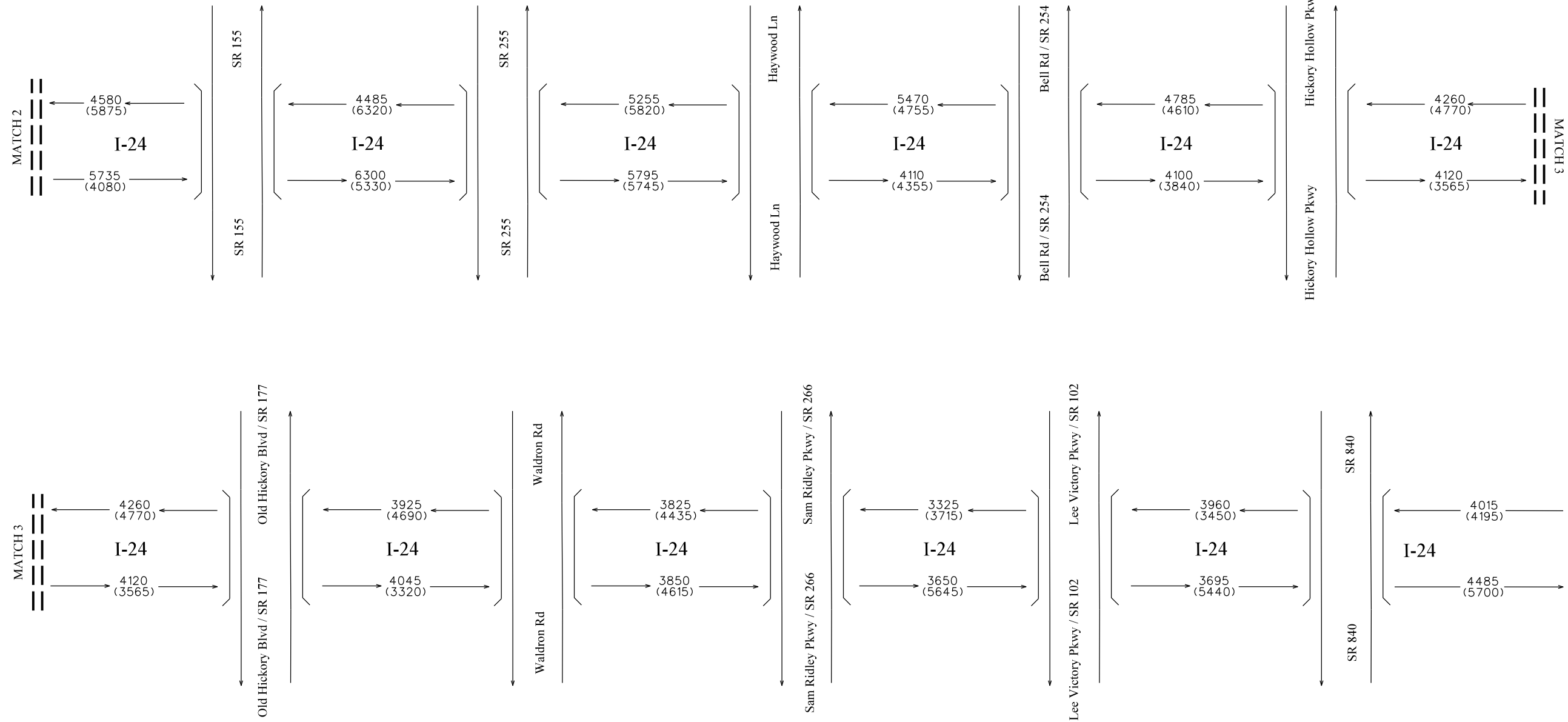






DHV VOLUMES  
YEAR 2015  
AM PEAK 7:00-8:00  
PM PEAK 4:00-5:00  
AM PEAK = XXX  
PM PEAK = (XXX)



| REVISION DATES |  |  |
|----------------|--|--|
|                |  |  |
|                |  |  |
|                |  |  |
|                |  |  |
|                |  |  |

STATE OF TENNESSEE  
DEPARTMENT OF TRANSPORTATION

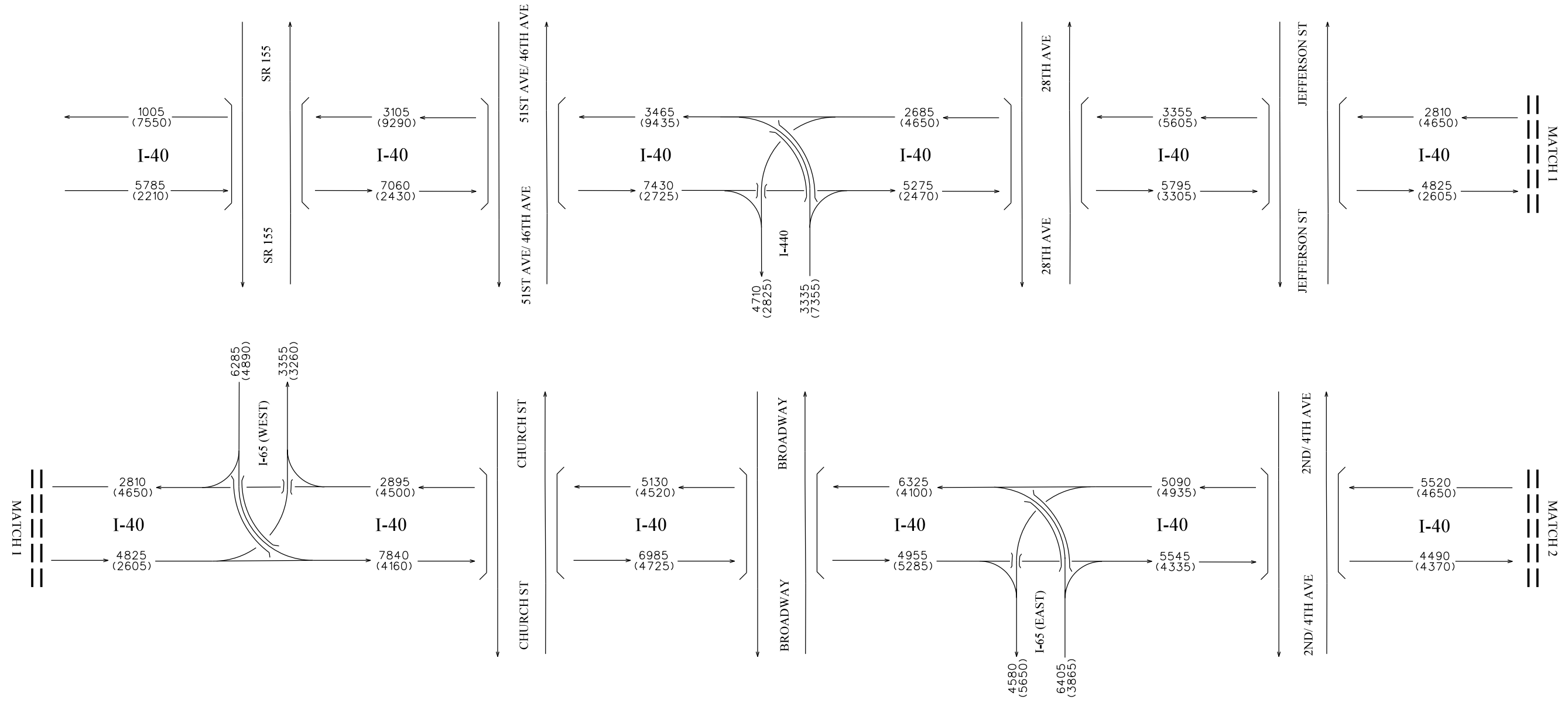
I-24 TRAFFIC DIAGRAMS

LAYOUT  
SHEET 2 OF 2

DRAWING No.  
**02-002**



DHV VOLUMES  
 YEAR 2015  
 AM PEAK 7:00-8:00  
 PM PEAK 4:00-5:00  
 AM PEAK = XXX  
 PM PEAK = (XXX)



| REVISION DATES |  |  |
|----------------|--|--|
|                |  |  |
|                |  |  |
|                |  |  |
|                |  |  |
|                |  |  |

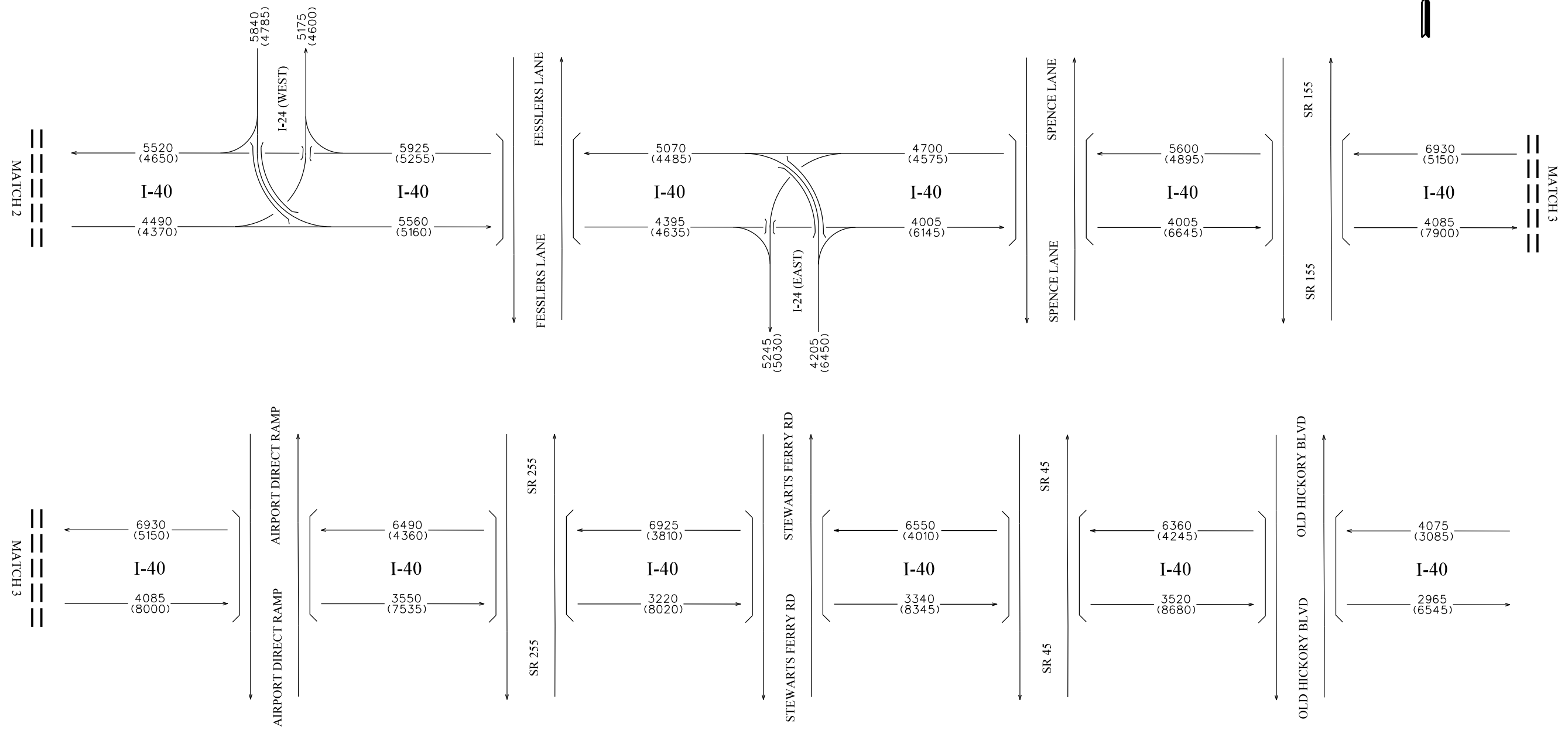
STATE OF TENNESSEE  
 DEPARTMENT OF TRANSPORTATION

I-40 TRAFFIC DIAGRAMS

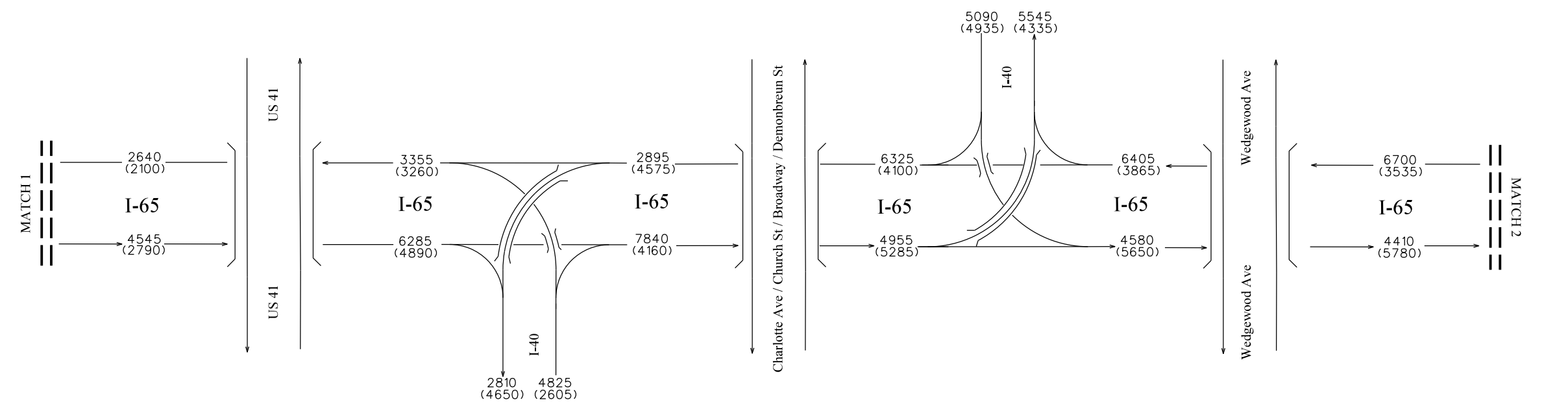
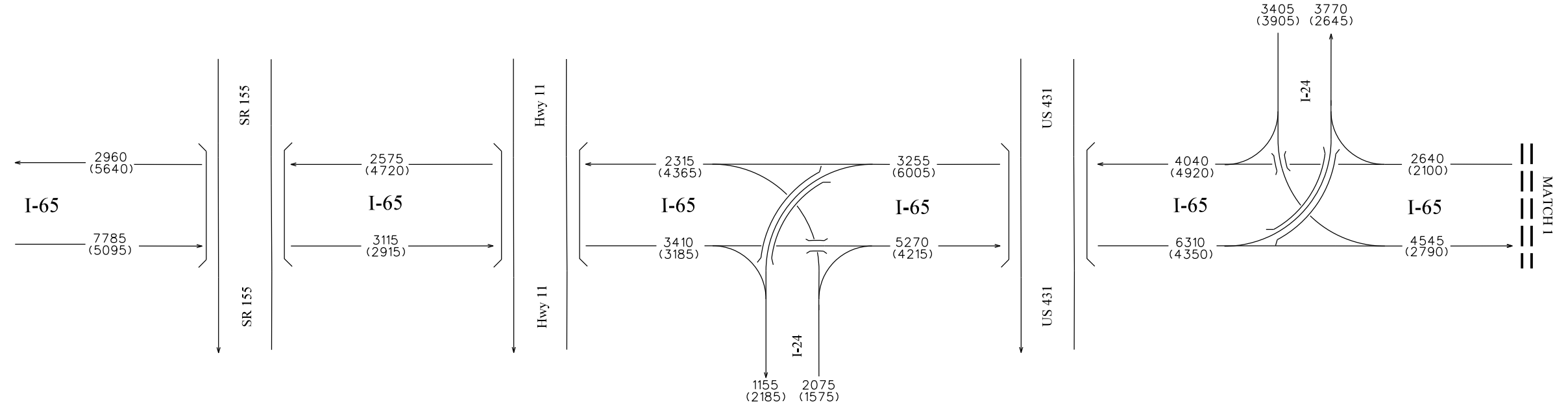
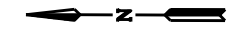
LAYOUT  
 SHEET 1 OF 2

DRAWING No.  
**03-001**

DHV VOLUMES  
 YEAR 2015  
 AM PEAK 7:00-8:00  
 PM PEAK 4:00-5:00  
 AM PEAK = XXX  
 PM PEAK = (XXX)



DHV VOLUMES  
 YEAR 2015  
 AM PEAK 7:00-8:00  
 PM PEAK 4:00-5:00  
 AM PEAK = XXX  
 PM PEAK = (XXX)



| REVISION DATES |  |  |
|----------------|--|--|
|                |  |  |
|                |  |  |
|                |  |  |
|                |  |  |
|                |  |  |

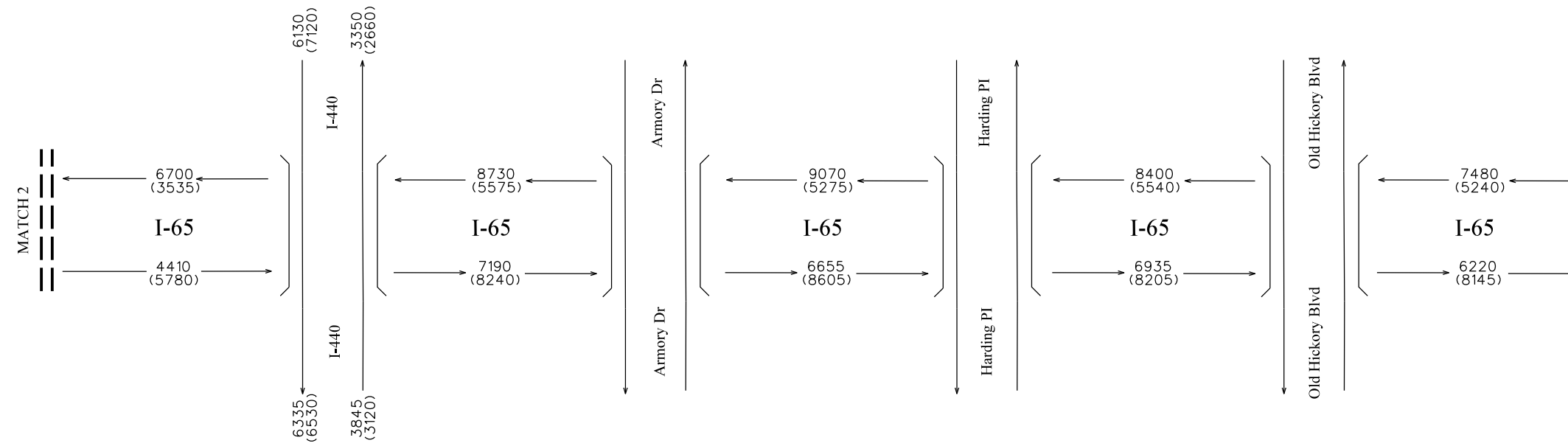
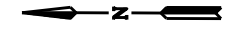
STATE OF TENNESSEE  
 DEPARTMENT OF TRANSPORTATION

I-65 TRAFFIC DIAGRAMS

LAYOUT  
 SHEET 1 OF 2

DRAWING No.  
 04-001

DHV VOLUMES  
 YEAR 2015  
 AM PEAK 7:00-8:00  
 PM PEAK 4:00-5:00  
 AM PEAK = XXX  
 PM PEAK = (XXX)



REVISION DATES

|  |  |  |
|--|--|--|
|  |  |  |
|  |  |  |
|  |  |  |
|  |  |  |
|  |  |  |
|  |  |  |

STATE OF TENNESSEE  
 DEPARTMENT OF TRANSPORTATION

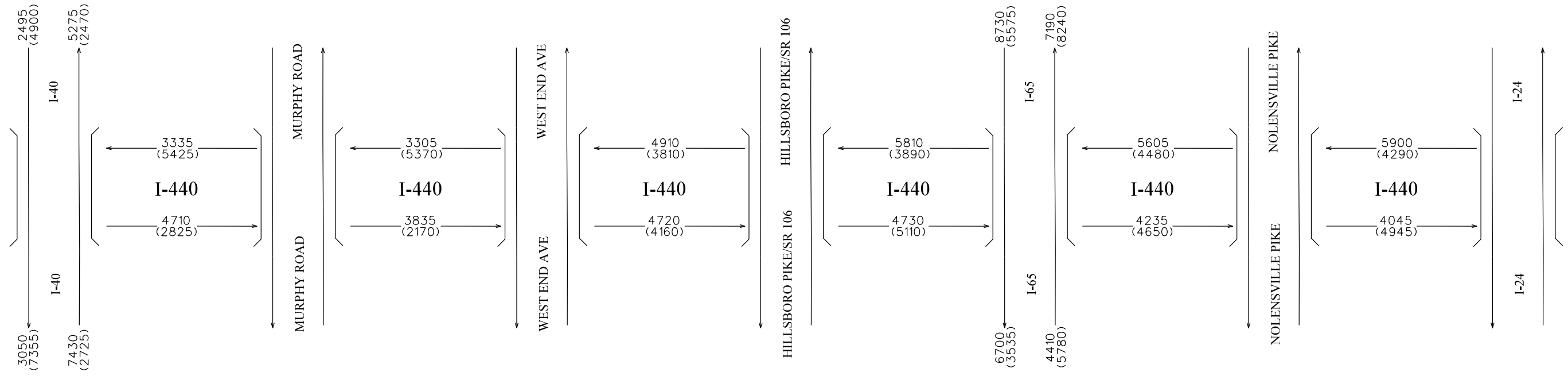
I-65 TRAFFIC DIAGRAMS

LAYOUT  
 SHEET 2 OF 2

DRAWING No.  
 04-002



DHV VOLUMES  
YEAR 2015  
AM PEAK 7:00-8:00  
PM PEAK 4:00-5:00  
AM PEAK = XXX  
PM PEAK = (XXX)



| REVISION DATES |  |  |
|----------------|--|--|
|                |  |  |
|                |  |  |
|                |  |  |
|                |  |  |
|                |  |  |
|                |  |  |

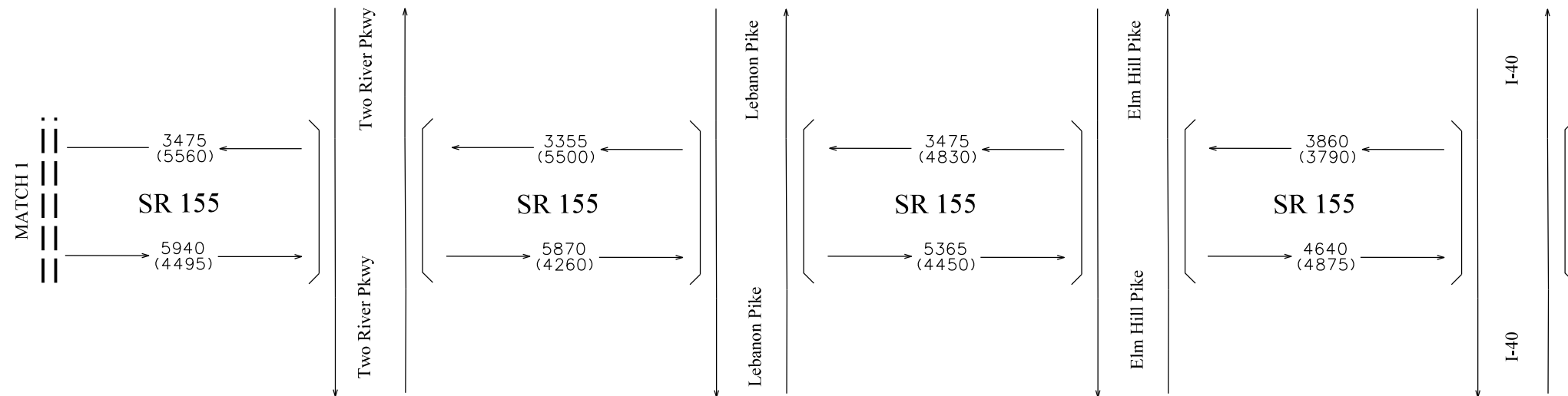
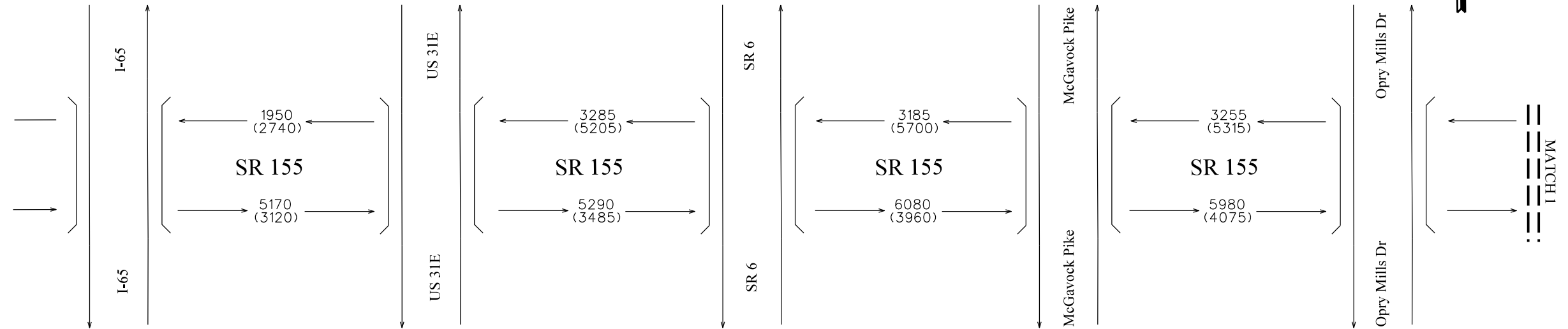
STATE OF TENNESSEE  
DEPARTMENT OF TRANSPORTATION

I-440 TRAFFIC DIAGRAMS

LAYOUT  
SHEET 1 OF 1

DRAWING No.  
**05-001**

DHV VOLUMES  
 YEAR 2015  
 AM PEAK 7:00-8:00  
 PM PEAK 4:00-5:00  
 AM PEAK = XXX  
 PM PEAK = (XXX)



REVISION DATES

|  |  |  |
|--|--|--|
|  |  |  |
|  |  |  |
|  |  |  |
|  |  |  |
|  |  |  |

STATE OF TENNESSEE  
 DEPARTMENT OF TRANSPORTATION

SR 155 VOLUME DIAGRAM

LAYOUT  
 SHEET 1 OF 1

DRAWING No.  
 06-001